


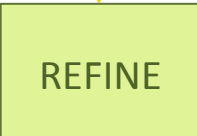






CHECKLIST AND TIMELINE FOR COMPLETING THE CPET CERTIFICATE OF PRACTICE IN UNIVERSITY TEACHING

Phase	Task	Completion Date
	<ul style="list-style-type: none"> • Meet with the CPET Co-Directors to plan your certificate • Complete and submit the “Plan Certificate” form 	<hr/> <hr/>
	<ul style="list-style-type: none"> • Enroll in E110 (or begin another “learning” experience) • Complete and submit the “Learning Experience” form 	<hr/> <hr/>
	<ul style="list-style-type: none"> • Meet with CPET to discuss your Teaching Experience #1 • Complete and submit the “Teaching Experience” form for Experience #1 • Begin Teaching Experience #1 	<hr/> <hr/> <hr/>
	<ul style="list-style-type: none"> • Implement Feedback in Teaching Experience #1 • Complete and submit the “Feedback Reflection” form for Experience #1 	<hr/> <hr/>
	<ul style="list-style-type: none"> • Complete Teaching Experience #1 • Complete and submit the “Teaching Reflection” form for Experience #1 • Meet with CPET to discuss your Teaching Experience #2 • Complete and submit the “Teaching Experience” form for Experience #2 • Begin Teaching Experience #2 	<hr/> <hr/> <hr/> <hr/>
	<ul style="list-style-type: none"> • Implement Feedback in Teaching Experience #2 • Complete and submit the “Feedback Reflection” form for Experience #2 	<hr/> <hr/>
	<ul style="list-style-type: none"> • Complete Teaching Experience #2 • Complete and submit the “Teaching Reflection” form for Experience #2 	<hr/> <hr/>
	<ul style="list-style-type: none"> • Design and Submit your Teaching Statement and Teaching Portfolio 	<hr/>